

DAILY DERIVATIVES RESEARCH REPORT

December 17, 2025

NIFTY OI

Current	Absolute Chg
18.19	0.39
Previous	% Change
17.80	2.21%

INDIA VIX

Current	Absolute Chg
10.06	-0.19
Previous	% Change
10.25	-1.85%

PCR

Current	Absolute Chg
0.90	-0.28
Previous	% Change
1.18	-24.0%

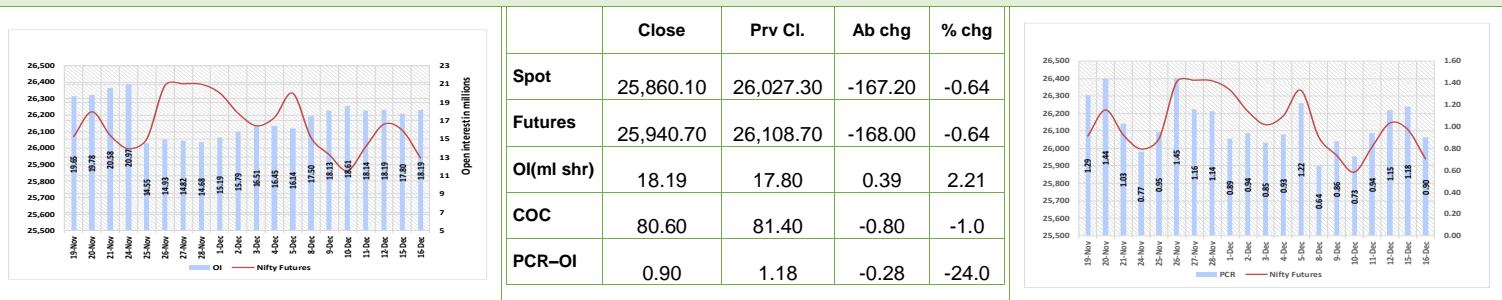
OUTLOOK



Summary

Indian markets closed on a negative note where selling was mainly seen in Realty Financial Services, Metal Information Technology, Private Bank. Nifty Dec Futures closed at 25,940.70 (down 168 points) at a premium of 80.60 pts to spot.

Nifty Snapshot



Open Interest in Nifty Options



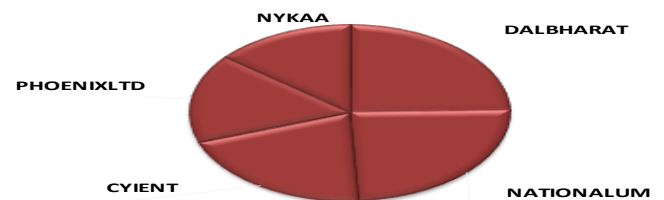
» The above second chart shows previous trading day's change in Nifty options where liquidations in OI were seen in 26000, 26100, 26200, 26300, 26500, strike Calls and liquidations at 26000, 25900, 25800, 25700, 25500 strike Puts indicating market is likely to remain range bound in the near term.

» Highest OI build-up is seen at 26000 strike Calls and 26000 strike Puts, to the tune of 18.85mn and 15.68mn respectively.

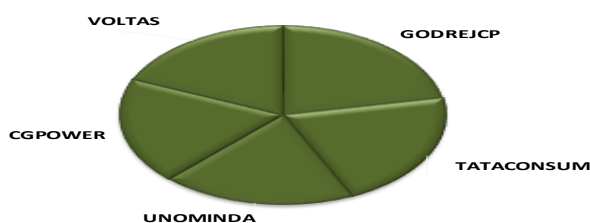
Long Builtup



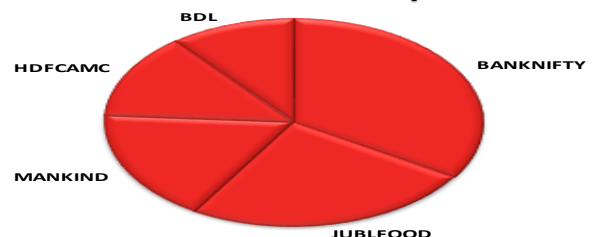
Long Unwinding



Short Covering



Short Builtup



DAILY DERIVATIVES RESEARCH REPORT

(Price is in Rs; OI is in million units; Price chg and OI chg are in percentage) **NB RESEARCH**

Fresh Longs seen in:					Fresh Shorts seen in:				
Scrip	Price	Price chg	OI	OI Chg	Scrip	Price	Price chg	OI	OI Chg
SUPREMEIND	3407.9	3.6	2.2	3.4	BANKNIFTY	59287.8	-0.7	2.1	8.6
VBL	479.0	0.0	46.5	3.2	JUBLFOOD	561.1	-3.2	21.8	8.3
ASHOKLEY	166.3	0.3	157.7	3.0	MANKIND	2114.1	-1.8	2.6	7.6
DMART	3860.5	0.4	5.7	2.8	HDFCAMC	2592.8	-1.0	4.8	7.5
BLUESTARCO	1822.0	0.5	2.4	2.2	BDL	1356.0	-3.8	4.8	7.2
Short Covering seen in:					Long Unwinding seen in:				
Scrip	Price	Price chg	OI	OI Chg	Scrip	Price	Price chg	OI	OI Chg
GODREJCP	1184.2	1.4	9.4	-6.5	DALBHARAT	2070.3	-2.0	2.3	-4.1
TATACONSUM	1174.6	1.1	12.3	-4.8	NATIONALUM	277.1	-0.9	61.3	-4.1
UNOMINDA	1258.7	1.2	4.4	-3.3	CYIENT	1150.6	-1.0	3.2	-3.4
CGPOWER	674.2	0.4	14.9	-2.6	PHOENIXLTD	1782.8	-0.8	3.3	-2.7
VOLTAS	1391.6	1.0	11.5	-2.1	NYKAA	247.7	-2.1	57.2	-2.4

Institutional Activity

Institutional Activity in previous trading session				Net FII Activity (in Rs cr.)				
(in Rs cr.)	Buy	Sell	Net	Date	Idx Fut	Stk Fut	Idx Opt	Cash
Index Futures	1670.53	3437.66	-1767.13	16-Dec	-1767.1	-3241.4	10790.1	-2382
Index Options	2508922.31	2498132.17	10790.14	15-Dec	474.6	-2296.9	-6756.0	-1468
Stock Futures	19091.66	22333.09	-3241.43	12-Dec	-657.9	738.2	6366.3	-1114
Stock Options	28859.60	29376.62	-517.02	11-Dec	291.5	2755.5	-10086.9	-2021
FII Cash	10,464.52	12,846.44	-2,381.92	10-Dec	-1123.9	-790.9	2426.3	-1651
DII Cash	12,488.98	11,411.50	1,077.48	9-Dec	-758.6	1363.6	41254.5	-3760

Technical Pivot (Intraday):

	S2	S1	PIVOT	R1	R2
NIFTY	25855	25900	25970	26015	26085
BANKNIFTY	58995	59140	59370	59515	59745

Derivative Recommendations:

Stock Name	Call (Buy/Sell)	Entry price	Targets	Stop Loss	Duration	Status
CONCOR FUT	Buy	508.7	530	495	1-2 Days	OPEN
ASHOKLEY 166 CE	Buy	2.8	6	1.4	1-2 Days	OPEN
HINDZINC 570 CE	Buy	15.5	32	7	1-2 Days	OPEN

DAILY DERIVATIVES RESEARCH REPORT

NIFTY50 Options OI (CE OI = Resistance) (PE OI = Support)			
Symbol	Highest CE OI	Highest PE OI	CMP
ADANIENT	2300	2300	2256
ADANIPTS	1600	1500	1504
APOLLOHOSP	7500	7000	7068
ASIANPAINT	3000	2600	2792
AXISBANK	1300	1220	1224
BAJAJ-AUTO	9200	9000	9026
BAJAJFINSV	2100	2000	2040
BAJFINANCE	1020	1000	1001
BEL	420	410	389
BHARTIARTL	2200	2000	2105
CIPLA	1660	1400	1502
COALINDIA	380	440	382
DRREDDY	1300	1140	1278
EICHERMOT	7300	6300	7077
ETERNAL	310	290	285
GRASIM	2800	2700	2807
HCLTECH	1720	1440	1658
HDFCBANK	1000	1000	998
HDFCLIFE	800	700	767
HINDALCO	800	780	840
HINDUNILVR	2400	2300	2287
ICICIBANK	1400	1400	1370
INDIGO	5500	4500	4980
INFY	1600	1600	1597
ITC	410	390	403

NIFTY50 Options OI (CE OI = Resistance) (PE OI = Support)			
Symbol	Highest CE OI	Highest PE OI	CMP
JIOFIN	310	300	296
JSWSTEEL	1200	1100	1086
KOTAKBANK	2200	2000	2189
LT	4100	4000	4069
M&M	3800	3600	3630
MARUTI	16500	15000	16396
MAXHEALTH	1100	1160	1074
NESTLEIND	1320	1200	1244
NTPC	325	300	321
ONGC	250	230	233
POWERGRID	280	260	261
RELIANCE	1600	1500	1547
SBILIFE	2040	2020	2036
SBIN	1000	950	963
SHRIRAMFIN	880	850	850
SUNPHARMA	1840	1780	1787
TATACONSUM	1200	1070	1175
TMPV	360	350	346
TATASTEEL	180	170	170
TCS	3200	3000	3211
TECHM	1600	1500	1580
TITAN	4000	3800	3936
TRENT	4300	4000	4121
ULTRACEMCO	12000	10800	11571
WIPRO	260	250	260

DAILY DERIVATIVES RESEARCH REPORT

OI against MWPL				
Symbol	MWPL	Open Interest	Limit for next day	% OI
KAYNES	4667784	15241000	800417	327%
SAMMAANCAP	122326971	189049500	7909923	155%
ADANIENT	30942206	45286422	6763539	146%
HFCL	147979599	214030350	31131624	145%
CONCOR	48077012	63381250	6383182	132%
BANDHANBNK	142752962	183837600	Ban	129%
RBLBANK	91351468	116582825	8650144	128%
HUDCO	75071250	94280625	33827521	126%
IRCTC	30082783	37681875	9293207	125%
IDEA	8713529091	10706025825	1389414195	123%
LICHSGFIN	45183075	54339000	7131546	120%
SAIL	216861410	260690200	28860617	120%
PNB	447910372	533872000	166642769	119%
INDIGO	32732860	38605200	17823539	118%
ANGELONE	9647634	11077000	5254647	115%
CROMPTON	81400589	92710800	19382970	114%
DIXON	6445442	7318250	3784677	114%
INOXWIND	144708707	158855438	45692178	110%
BIOCON	90981174	99485000	36009524	109%
BDL	13786716	14605300	8046589	106%
DLF	83667734	86949225	28524346	104%
PNBHOUSING	28062406	29071250	10099190	104%
IEX	133395043	136871250	69209225	103%
PGEL	23897684	24331000	12118580	102%
NBCC	154894704	156162500	57235551	101%
MCX	7635422	7671875	4191356	100%
AMBER	3067454	3017900	1771298	98%
NMDC	517037525	506297250	155988388	98%
RECLTD	187084550	182164100	75905744	97%
ABCAPITAL	122316423	118398300	38373638	97%
GLENMARK	22585180	21722250	6713886	96%
CDSL	26647500	25545025	15198280	96%
TATAELXSI	4309631	4037300	2197508	94%

OI against MWPL				
Symbol	MWPL	Open Interest	Limit for next day	% OI
PATANJALI	50840137	47429100	12311833	93%
MAZDOCK	11364224	10501675	5924533	92%
TITAGARH	12028036	11110625	5443369	92%
JSWENERGY	80203755	73960000	28898107	92%
IREDA	119011160	109106250	64395097	92%
RVNL	84941460	77423775	39788194	91%
NATIONALUM	134225816	119587500	65847104	89%
PETRONET	93668136	82902000	41366920	89%
KALYANKJIL	57552009	50624875	20504304	88%
JUBLFOOD	48884739	42521250	24075444	87%
MANAPPURAM	82205057	69210000	36987690	84%
VEDL	255091106	213152500	123675497	84%
HAL	28450886	23766150	16397617	84%
TATATECH	27246569	22600800	14004853	83%
BHEL	169029877	138810000	93767479	82%
PFC	203602113	167111100	106838596	82%
OFSS	3401732	2710650	1782647	80%
LICI	32057152	25495400	19039097	80%
LTF	126777205	100274200	76869007	79%
NCC	72342848	56897100	44619103	79%
INDUSINDBK	93805784	71325800	41117559	76%
IDFCFIRSTB	761294821	578815650	357774981	76%
GMRAIRPORT	534704421	402032025	323838774	75%
TATAPOWER	169808198	126277600	102240309	74%
AUROPHARMA	41977935	30823650	17204735	73%
ADANIGREEN	61877951	44887800	32671853	73%
TMPV	284575867	205541600	178843272	72%
ASTRAL	18495534	13336500	10120866	72%
ASHOKLEY	409181558	292955000	235339950	72%
BSE	48385387	34638750	32839234	72%
EXIDEIND	68856800	49266000	33587680	72%
BANKBARODA	257509827	182508300	151794124	71%
CANBK	504315430	347753250	332400020	69%

DAILY DERIVATIVES RESEARCH REPORT



FROM THE EQUITY DERIVATIVE DESK:

NIRAV HARISH CHHEDA
AVP - DERIVATIVES AND TECHNICAL RESEARCH
E-Mail: nirav.chheda@nirmalbang.com
Tel no: 6273-8199/8000

AMIT BHUPTANI
SNR.DERIVATIVES AND TECHNICAL RESEARCH
E-Mail: amit.bhuptani@nirmalbang.com
Tel no: 6273-8242/8000

DISCLOSURE

Research Reports that are published by Nirmal Bang Securities Private Limited (hereinafter referred to as "NBSPL") are for private circulation only. NBSPL is a registered Research Analyst under SEBI (Research Analyst) Regulations, 2014 having Registration no. INH000001766. NBSPL is also a registered Stock Broker with National Stock Exchange of India Limited, BSE Limited, Metropolitan Stock Exchange of India Limited, Multi Commodity Exchange of India Limited and , National Commodity and Derivative Exchange Limited in Capital Market , Equity and Commodities derivatives segments and Currency Derivatives Segment . NBSPL has other business divisions with independent research teams separated by Chinese walls, and therefore may, at times, have different or contrary views on stocks and markets. NBSPL or its associates have not been debarred / suspended by SEBI or any other regulatory authority for accessing / dealing in securities Market since last 20 years. NBSPL, its associates or analyst or his relatives do not hold any financial interest (Except Investment) in the subject company. NBSPL or its associates or Analyst do not have any conflict or material conflict of interest at the time of publication of the research report with the subject company. NBSPL or its associates or Analyst or his relatives may or may not hold beneficial ownership of 1% or more in the subject company at the end of the month immediately preceding the date of publication of this research report. NBSPL or its associates / analyst has not received any compensation / managed or co-managed public offering of securities of the company covered by Analyst during the past twelve months. NBSPL or its associates have not received any compensation or other benefits from the company covered by Analyst or third party in connection with the research report. Analyst has not served as an officer, director or employee of Subject Company. NBSPL / analyst has not been engaged in market making activity of the subject company. Analyst Certification: The research analysts and authors of these reports, hereby certify that the views expressed in this research report accurately reflects my/our personal views about the subject securities, issuers, products, sectors or industries. It is also certified that no part of the compensation of the analyst(s) was, is, or will be directly or indirectly related to the inclusion of specific recommendations or views in this research. The analyst(s) principally responsible for the preparation of this research report and has taken reasonable care to achieve and maintain independence and objectivity in making any recommendation.

DISCLAIMER

The Research Report is for the personal information of the authorized recipient and does not construe to be any investment, legal or taxation advice. NBSPL is not soliciting any action based upon it. Nothing in the research report shall be construed as a solicitation to buy or sell any security or product, or to engage in or refrain from engaging in any such transaction. In preparing the research report, we did not take into account the investment objectives, financial situation and particular needs of the reader. The research report has been prepared for the general use of the clients of NBSPL and must not be copied, either in whole or in part, or distributed or redistributed to any other person in any form. If you are not the intended recipient you must not use or disclose the information in the research report in any way. Though disseminated to all the customers simultaneously, not all customers may receive the research report at the same time. NBSPL will not treat recipients as customers by virtue of their receiving the research report. The research report is not directed or intended for distribution to or use by any person or entity resident in a state, country or any jurisdiction, where such distribution, publication, availability or use would be contrary to law, regulation or which would subject NBSPL & its group companies to registration or licensing requirements within such jurisdictions. The report is based on the information obtained from sources believed to be reliable, but we do not make any representation or warranty that it is accurate, complete or up-to-date and it should not be relied upon as such. We accept no obligation to correct or update the information or opinions in it. NBSPL or any of its affiliates or employees shall not be in any way responsible for any loss or damage that may arise to any person from any inadvertent error in the information contained in the research report. NBSPL or any of its affiliates or employees do not provide, at any time, any express or implied warranty of any kind, regarding any matter pertaining to this report, including without limitation the implied warranties of merchantability, fitness for a particular purpose, and non-infringement. The recipients of the research report should rely on their own investigations. This information is subject to change without any prior notice. NBSPL reserves its absolute discretion and right to make or refrain from making modifications and alterations to this statement from time to time. Nevertheless, NBSPL is committed to providing independent and transparent recommendations to its clients, and would be happy to provide information in response to specific client queries. Before making an investment decision on the basis of research report, the reader needs to consider, with or without the assistance of an adviser, whether the advice is appropriate in light of their particular investment needs, objectives and financial circumstances. There are risks involved in securities trading. The price of securities can and does fluctuate, and an individual security may even become valueless. International investors are reminded of the additional risks inherent in international investments, such as currency fluctuations and international stock market or economic conditions, which may adversely affect the value of the investment. Opinions expressed are subject to change without any notice. Neither the company nor the director or the employees of NBSPL accept any liability whatsoever for any direct, indirect, consequential or other loss arising from any use of the research report and/or further communication in relation to the research report. Here it may be noted that neither NBSPL, nor its directors, employees, agents or representatives shall be liable for any damages whether direct or indirect, incidental, special or consequential including lost revenue or lost profit that may arise from or in connection with the use of the information contained in the research report. Copyright of this document vests exclusively with NBSPL. Our reports are also available on our website www.nirmalbang.com Registration granted by SEBI and certification from NISM in no way guarantee performance of NBSPL or provide any assurance of returns to investors.

**Nirmal Bang Research (Division of Nirmal Bang Securities Pvt. Ltd.) B-2, 301/302, Marathon Innova,
Opp. Peninsula Corporate Park Off. Ganpatrao Kadam Marg Lower Parel (W), Mumbai-400013
Board No. : 91 22 6723 8000/8001 Fax : 022 6723 8010**